
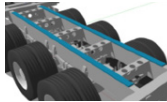






TIMBER TRAILERS

Trailers for carrying timber, both in difficult terrain and on paved roads.



COMPONENTS		STEEL GRADES
Longitudinal beam (Web)		Strenx® 700 and 960 5–8 mm
Longitudinal beam (Flange)		Strenx® 700 and 960 6–12 mm
Chassis cross beam		Strenx® 700 and 960 4–8 mm Hollow Sections 3–8 mm
Kingpin assembly		Strenx® 700 and 960 6–12 mm
Rear underrun protection device		Strenx® 700 and 960, 3–5 mm
Stake and bunk		Strenx® 700 and 960 3–8 mm